

Balance Arm

Ergonomic, space saving and full suction to hard-to-reach areas



Balance Arm




- ✓ Economic and safe
- ✓ Well balanced and flexible
- ✓ Easy to operate
- ✓ Universal

In order to gain maximum accessibility, the balance extraction arm is built up with two gas damper balanced sections. The extractor has three swivel points, one at the base, one at the middle and one at the point where the nozzle is attached. The nozzle can therefore be moved to any chosen position within the reach of the balance arm. The arms can be equipped with all suction nozzles within the Nederman High Vacuum programme. The friction for sideways movement is adjustable. The balance arm can be mounted in three different ways: to a wall, to a work bench or to an extension arm.


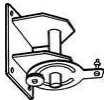











Mounting bracket, nozzle (CWN-S or FWN), handle and hose (FS or WH hose) must be ordered separately. Mounting bracket, nozzle, handle and hose are ordered separately.

Balance Arm

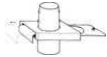
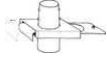

Models

	Item no	Arm length (m)	Weight (kg)
	40180000	1,5	9,7
	40180010	2,5	16,5
	40180020	3,5	19,2

Accessories

	Accessory	Item no
	Bench bracket BA	40180040
	Wall bracket BA	40180030
	Wall bracket BA 500mm	40180070
	Hose WH-38 L=10m m.spiral	40160292
	Hose WH-51 L=10m m.spiral	40160272
	EA250 Extension arm (2,5 m)	40180050
	EA450 Extension arm (4,5 m)	40180060
	Nozzle FWN 200/50	40290110
	Nozzle FWN 400/50	40290120
	CWN-S 105/50 nozzle silencer	40290230
	CWN-S 105/63 nozzle silencer	40290240
	Nozzle CWN-S 105/50L silencer	40290270
	Nozzle CWN-S 105/40	40290330

Accessories

	Accessory	Item no
	SOV 50 Shut off valve	40140030
	SOV 40 Shut off valve	40142510
	Nozzle extension	40290200